



## SANSOM PARK ECONOMIC DEVELOPMENT CORPORATION

### Regular Session Meeting Agenda

September 2, 2015 – 2:00 p.m.

Sansom Park City Hall

5705 Azle Avenue

Sansom Park, TX 76114

Notice is hereby given of a Regular Meeting of the Sansom Park Economic Development Corporation to be held on Wednesday, September 2, 2015, at 2:00 p.m. in the City Council Chambers located within the building at Sansom Park City Hall, 5705 Azle Avenue, Sansom Park, Texas, 76114, for the purpose of considering the following agenda items:

1. CALL TO ORDER AND GENERAL COMMENTS.
2. CONSIDER AND ACT ON THE MINUTES FROM THE AUGUST 5, 2015 MEETING.
3. DISCUSS ENTRY WAY (BEVERLY HILLS) LANDSCAPING AND IMPROVEMENTS.
4. DISCUSS, CONSIDER AND TAKE ACTION ON SALES TAX REPORTING AND ANALYSIS SOFTWARE.
5. CITY ADMINISTRATOR UPDATE.
6. CONSULTANT UPDATE.
7. NEXT MEETING SCHEDULED FOR OCTOBER 7, 2015.
8. ADJOURNMENT.

#### Certification

I hereby certify that the above notice was posted on the bulletin board, at the Sansom Park City Hall, 5705 Azle Avenue, Sansom Park, Texas, 76114, on Friday, August 28, 2015 and remained so posted at least 72 hours before said meeting was convened.

  
Mary Beth Thomas, Interim City Secretary



Certification of Notice of Meeting was removed on \_\_\_\_\_, 2015 at \_\_\_\_\_ a.m./p.m. by \_\_\_\_\_



**The City of Sansom Park  
4B Economic Development Corporation  
Regular Session Minutes  
August 5, 2015 – 2:00 p.m.**

**Economic Development Board Members Present:**

Jim Barnett, Jr., President  
Jack Thompson, Director  
Coy Hart, Board Member  
Hector Lerma, Board Member  
Crystal Harris, Board Member  
Kenny Russell, Board Member  
Glenda Drexel, Board Member

**Economic Development Board Members Absent:**

None

**Staff Present:**

Greg Hutson, City Administrator  
Ron Douglas, Director of Community Development  
Mary Beth Thomas, Interim City Secretary

**1. CALL TO ORDER AND GENERAL COMMENTS**

Jim Barnett, Jr., President, called the Economic Development Corporation Board meeting to order at 2:06 p.m. and announced a quorum present.

Jim Barnett, Jr., President, welcomed Glenda Drexel to the Board as a new member.

**2. CONSIDER AND ACT ON THE MINUTES FROM THE JUNE 3, 2015 MEETING.**

Board Member Hart made a motion to approve the minutes. Director Thompson seconded the motion.

**Motion Carried – 7-0.**

**3. DISCUSS AND TAKE POSSIBLE ACTION ON 5103 AZLE AVE. REGARDING PROPERTY TAXES AND SALES AGREEMENT.**

Jack Thompson, Director, presented an update on the progress of this project.

**4. DISCUSS AND TAKE ACTION ON FY 2015 EDC BUDGET.**

Jack Thompson, Director, presented this item. After discussion, Board Member Hart made a motion to approve the FY 2015 EDC budget as presented. The motion was seconded by Board Member Harris. The vote was as follows:

**Ayes:** Jim Barnett, Jr. President; Board Member Lerma; Board Member Russell, Board Member Hart, Board Member Drexel; Board Member Harris

***Abstention:*** Director Thompson  
***Motion Carried*** – 6-1.

**5. CITY ADMINISTRATOR UPDATE**

Greg Hutson, City Administrator, presented his update.

**6. CONSULTANT UPDATE**

Jack Thompson, Director, presented his update.

**7. NEXT MEETING SCHEDULED FOR SEPTEMBER 2, 2015.**

**8. ADJOURN**

*The meeting adjourned at 3:10 p.m.*

**PASSED AND APPROVED ON THIS \_\_\_\_\_ DAY OF \_\_\_\_\_, 2015.**

**APPROVED:**

\_\_\_\_\_  
Jim Barnett, Jr.,  
President

**ATTEST:**

\_\_\_\_\_  
Mary Beth Thomas  
Interim City Secretary



*City of Sansom Park Economic Development Corp.*

**Treasury Reports**

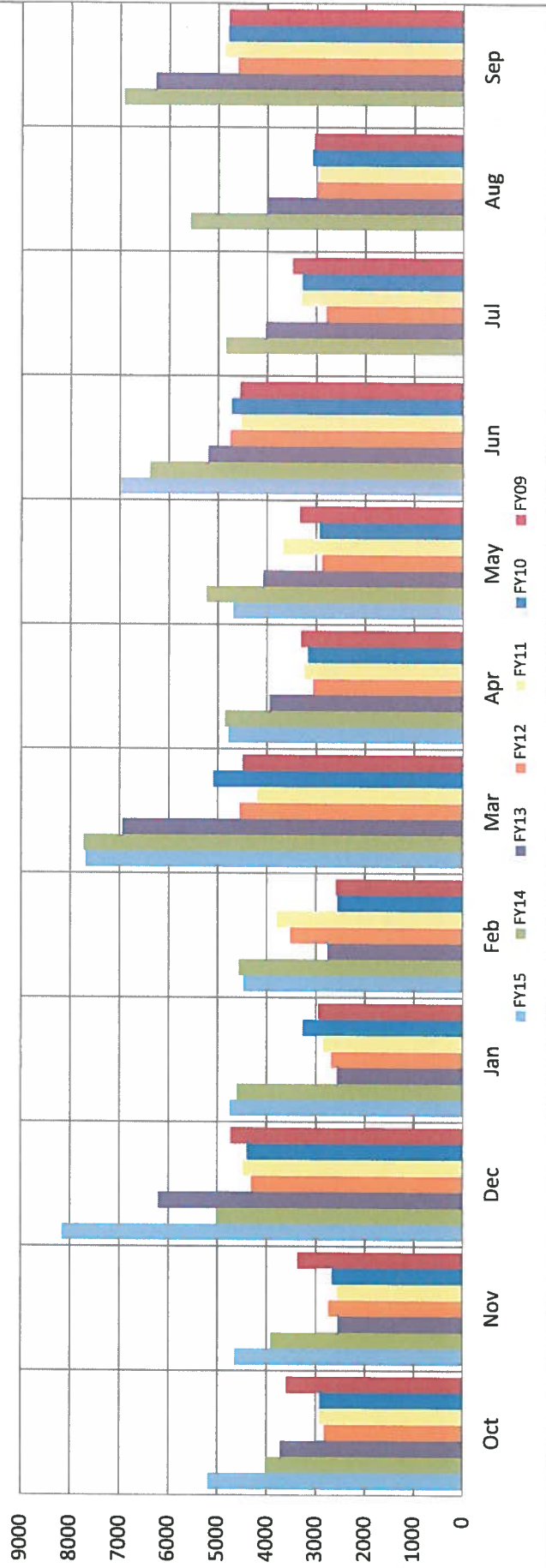
**For the period ending August 31, 2015**

## EDC Bank Report

<b>07/29/2015 Balance</b>	\$	<b>101,147.76</b>
<i>Less Expenditures:</i>		
Check #1317 - Orasi	\$	(3,333.33)
<i>Add Deposits/Revenue:</i>		
June Sales Tax	\$	6,978.14
July Interest	\$	9.48
<b>08/31/2015 Balance</b>	<b>\$</b>	<b><u>104,802.05</u></b>
<b>Interest YTD as of July</b>	\$	52.83

# EDC Sales Tax Comparison

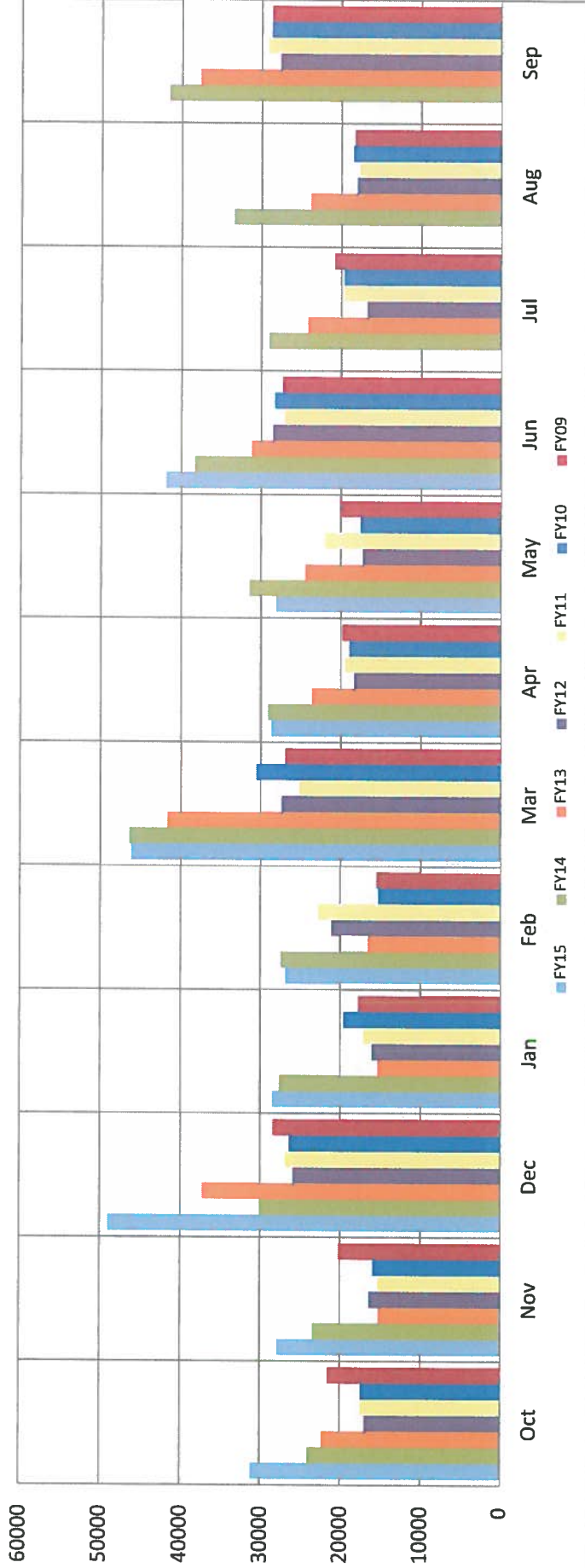
(Compared by fiscal year)



On August 14, 2015 the EDC received a sales tax payment of \$6,978.14. This represents a \$603.22 or a 9.46% increase from the previous year period. Fiscal YTD sales tax payments equal \$51,336.32 compared to \$46,292.59 received during fiscal YTD 2014 representing a \$5,043.73 or a 10.90% increase in fiscal YTD sales tax receipts.

Fiscal Year	2015	2014	2013	2012	2011	2010	2009
Oct	5,183.75	4,018.47	3,716.00	2,822.80	2,914.80	2,907.27	3,595.64
Nov	4,642.53	3,910.68	2,537.69	2,728.81	2,548.22	2,654.00	3,368.41
Dec	8,168.83	5,009.30	6,205.89	4,305.35	4,475.09	4,385.91	4,723.97
Jan	4,744.59	4,601.60	2,554.28	2,678.23	2,847.44	3,259.15	2,959.00
Feb	4,469.31	4,566.27	2,762.11	3,510.81	3,794.49	2,547.57	2,581.67
Mar	7,693.48	7,729.51	6,947.24	4,549.50	4,190.20	5,082.32	4,490.42
Apr	4,775.19	4,850.31	3,935.43	3,053.02	3,233.79	3,147.43	3,294.91
May	4,680.50	5,231.53	4,073.00	2,878.99	3,668.97	2,921.64	3,320.27
Jun	6,978.14	6,374.92	5,195.28	4,744.00	4,524.34	4,707.66	4,544.06
Jul		4,835.94	4,032.00	2,792.36	3,297.32	3,269.33	3,472.68
Aug		5,567.51	3,978.60	3,005.22	2,951.02	3,081.30	3,047.86
Sep		6,926.67	6,276.46	4,600.35	4,865.48	4,780.85	4,776.82
<b>Totals</b>	<b>51,336.32</b>	<b>63,622.71</b>	<b>52,213.97</b>	<b>41,669.42</b>	<b>43,311.16</b>	<b>42,744.42</b>	<b>44,175.70</b>
			<b>FY15</b>	<b>FY14</b>	<b>I/D</b>		
			51,336.32	46,292.59	10.90%		

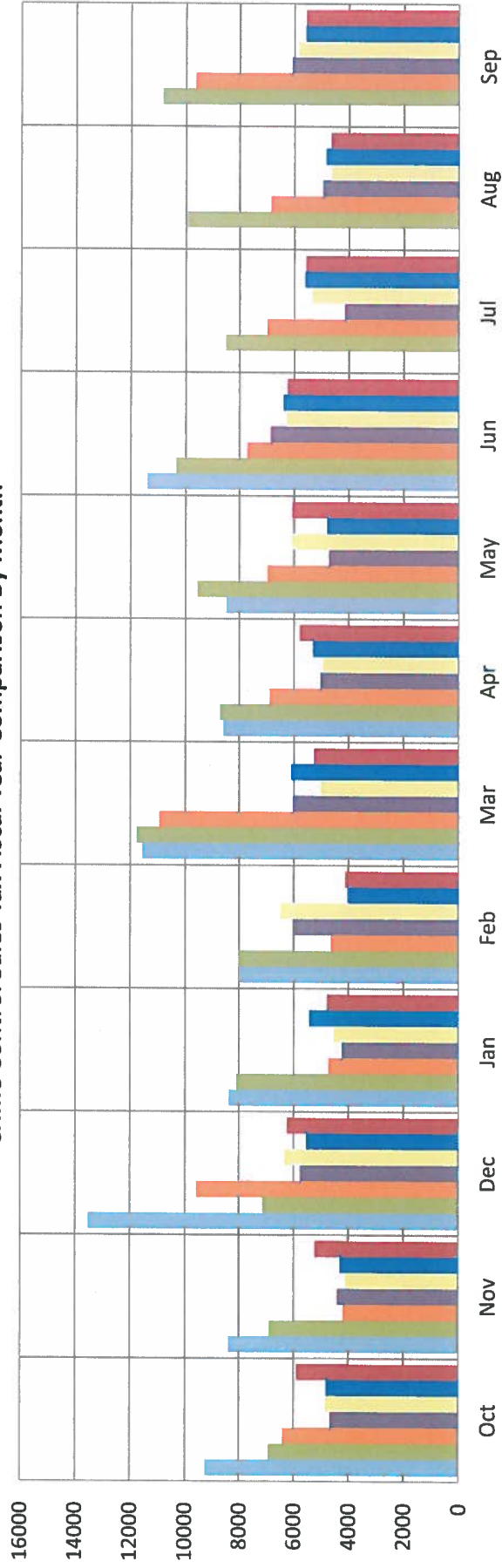
**General Fund Sales Tax Fiscal Year Comparison (Includes EDC & Streets)**



On August 14, 2015 we received a sales tax payment of \$41,868.83. This represents a \$3,619.32 or a 9.46% increase from the previous year period. Fiscal YTD sales tax payments equal \$308,017.97 compared to \$277,755.36 received during fiscal YTD 2014 representing a \$30,262.61 or a 10.90% increase in fiscal YTD sales tax receipts.

Fiscal Year	2015	2014	2013	2012	2011	2010	2009
Oct	31,102.52	24,110.79	22,295.98	16,936.79	17,488.80	17,443.64	21,573.82
Nov	27,855.17	23,464.09	15,226.15	16,372.88	15,289.30	15,924.00	20,210.45
Dec	49,012.98	30,055.77	37,235.34	25,832.07	26,850.55	26,315.45	28,343.83
Jan	28,467.56	27,609.59	15,325.69	16,069.36	17,084.62	19,554.87	17,754.02
Feb	26,815.87	27,397.61	16,572.65	21,064.83	22,766.93	15,285.40	15,490.01
Mar	46,160.90	46,377.03	41,683.45	27,297.02	25,141.22	30,493.89	26,942.54
Apr	28,651.13	29,101.88	23,612.60	18,318.12	19,402.75	18,884.57	19,769.45
May	28,083.01	31,389.09	24,438.00	17,273.91	22,013.82	17,529.84	19,921.63
Jun	41,868.83	38,249.51	31,171.70	28,463.98	27,146.03	28,245.98	27,264.36
Jul		29,015.65	24,191.98	16,754.17	19,783.36	19,615.95	20,836.05
Aug		33,405.06	23,871.57	18,031.29	17,706.11	18,487.81	18,287.15
Sep		41,560.02	37,658.73	27,602.10	29,192.88	28,685.11	28,660.91
<b>Totals</b>	<b>308,017.97</b>	<b>381,736.09</b>	<b>313,283.84</b>	<b>250,016.52</b>	<b>259,866.37</b>	<b>256,466.51</b>	<b>265,054.22</b>
			<b>FY15</b>	<b>FY14</b>	<b>YTD I/D</b>		
			308,017.97	277,755.36	10.90%		

Crime Control Sales Tax Fiscal Year Comparison By Month



On **August 14, 2015** the CCPD received a sales tax payment of \$11,386.80. This represents a \$1,048.80 or a 10.14% **increase** from the previous year period. Fiscal YTD sales tax payments equal \$87,551.62 compared to \$77,497.61 received during fiscal YTD 2014 representing a \$10,054.01 or a 12.97% **increase** in fiscal YTD sales tax receipts.

Fiscal Year	2015	2014	2013	2012	2011	2010	2009
Oct	9,252.71	6,925.62	6,413.59	4,663.79	4,821.71	4,803.97	5,894.92
Nov	8,385.99	6,902.65	4,189.29	4,398.94	4,117.54	4,309.82	5,222.84
Dec	13,526.00	7,139.20	9,584.72	5,759.77	6,331.19	5,540.80	6,240.38
Jan	8,373.89	8,107.56	4,714.64	4,239.00	4,525.45	5,429.30	4,770.51
Feb	7,988.90	8,030.30	4,640.59	5,961.07	6,499.03	3,980.41	4,100.57
Mar	11,550.97	11,772.40	10,944.29	6,033.42	5,018.55	6,101.14	5,275.83
Apr	8,598.81	8,724.97	6,890.38	5,024.26	4,940.13	5,307.93	5,779.98
May	8,487.55	9,556.91	6,966.97	4,711.85	6,083.67	4,780.21	6,071.96
Jun	11,386.80	10,338.00	7,718.25	6,855.98	6,272.71	6,394.51	6,236.43
Jul		8,523.37	6,993.61	4,138.53	5,356.97	5,594.96	5,572.65
Aug		9,953.90	6,857.28	4,948.70	4,624.02	4,831.51	4,649.32
Sep		10,838.59	9,653.71	6,093.85	5,849.90	5,576.51	5,558.32
<b>Totals</b>	<b>87,551.62</b>	<b>106,813.47</b>	<b>85,567.32</b>	<b>62,829.16</b>	<b>64,440.87</b>	<b>62,651.07</b>	<b>65,373.71</b>
	<b>FY15</b>	<b>FY14</b>	<b>YTD I/D</b>				
	87,551.62	77,497.61	12.97%				