



SANSOM PARK ECONOMIC DEVELOPMENT CORPORATION

Regular Session Meeting Agenda

August 5, 2015 – 2:00 p.m.

Sansom Park City Hall

5705 Azle Avenue


Sansom Park, TX 76114

Notice is hereby given of a Regular Meeting of the Sansom Park Economic Development Corporation to be held on Wednesday, August 5, 2015, at 2:00 p.m. in the City Council Chambers located within the building at Sansom Park City Hall, 5705 Azle Avenue, Sansom Park, Texas, 76114, for the purpose of considering the following agenda items:

1. CALL TO ORDER AND GENERAL COMMENTS.
2. CONSIDER AND ACT ON THE MINUTES FROM THE JUNE 3, 2015 MEETING.
3. DISCUSS AND TAKE POSSIBLE ACTION ON 5103 AZLE AVE. REGARDING PROPERTY TAXES AND SALES AGREEMENT.
4. DISCUSS AND TAKE ACTION ON FY 2015 EDC BUDGET.
5. CITY ADMINISTRATOR UPDATE.
6. CONSULTANT UPDATE.
7. NEXT MEETING SCHEDULED FOR SEPTEMBER 2, 2015.
8. ADJOURNMENT.

Certification

I hereby certify that the above notice was posted on the bulletin board, at the Sansom Park City Hall, 5705 Azle Avenue, Sansom Park, Texas, 76114, on Thursday, July 30, 2015 and remained so posted at least 72 hours before said meeting was convened.


Mary Beth Thomas, Interim City Secretary

Certification of Notice of Meeting was removed on _____, 2015 at _____ a.m./p.m. by _____.



The City of Sansom Park
4B Economic Development Corporation
Regular Session Minutes
June 3, 2015 – 2:00 p.m.

Economic Development Board Members Present:

Jim Barnett, Jr., President
Jack Thompson, Director
Coy Hart, Board Member
Hector Lerna, Board Member

Economic Development Board Members Absent:

Crystal Harris, Board Member
Kenny Russell, Board Member

Staff Present:

Greg Hutson, City Administrator
Ron Douglas, Director of Community Development
Mary Beth Thomas, City Secretary

1. CALL TO ORDER AND GENERAL COMMENTS

Jim Barnett, Jr., President, called the Economic Development Corporation Board meeting to order at 2:02 p.m. and announced a quorum present.

2. CONSIDER AND ACT ON THE MINUTES FROM THE MARCH 4, 2015 MEETING.

Board Member Hart made a motion to approve the minutes. Director Thompson seconded the motion.

Motion Carried – 4-0.

(Absent: Board Members Russell & Harris)

3. DISCUSS, CONSIDER AND ACT REGARDING BOARD APPLICATION FROM GLENDA G. DREXEL.

Jim Barnett, Jr., President, presented this item. After discussion, President, Barnett, Jr. made a motion to appoint Glenda G. Drexel as a Board Member to the EDC. Board Member Hart seconded the motion.

Motion Carried – 4-0.

(Absent: Board Members Russell & Harris)

4. DISCUSS CITY OWNED PROPERTY, SIX (6) ACRES, FORMER BINGO HALL.

Jack Thompson, Director, presented this item. A developer is interested in developing this property into multi-family. After discussion, general consensus was to send the developer notice that the City is interested in multi-use development, not multi-family.

5. DISCUSS, CONSIDER AND ACT REGARDING TRANSFERRING DEED OF CITY OWNED PROPERTY ON AZLE AVENUE TO THE ECONOMIC DEVELOPMENT CORPORATION.

Jack Thompson, Director, presented this item. Mr. Thompson stated the three steps the developer must adhere to, to receive initial investment back:

- 1) 90 days from the effective date in the real estate contract to clean up the property; if not cleaned up within the 90 days, the EDC can cancel the contract
- 2) Must obtain a building permit within one year of closing date on the real estate contract to receive \$25,000 of the \$50,000 sales price
- 3) Must obtain a certificate of occupancy within two years of the closing date of the real estate contract to receive an additional \$25,000 of the \$50,000 sales price

6. CITY ADMINISTRATOR UPDATE

Greg Hutson, City Administrator, presented his update.

7. CONSULTANT UPDATE

Jack Thompson, Director, presented his update.

8. NEXT MEETING SCHEDULED FOR JULY 1, 2015.

9. ADJOURN

The meeting adjourned at 2:27 p.m.

PASSED AND APPROVED ON THIS _____ DAY OF _____, 2015.

APPROVED:

Jim Barnett, Jr.,
President

ATTEST:

Mary Beth Thomas
City Secretary

CITY OF SANSOM PARK
 PROPOSED BUDGET WORKSHEET
 AS OF: JULY 31ST, 2015

306-SANSOM PARK EDC

REVENUES	2012-2013 ACTUAL	2013-2014 ACTUAL	CURRENT BUDGET	2014-2015 YEAR-TO-DATE ACTUAL	(----- 2014-2015 -----) (----- 2015-2016 -----)	REQUESTED BUDGET	PROPOSED BUDGET
<u>TAXES</u>							
306-50100 Sales Tax-General	52,214	63,623	62,000	73,036		68,750	
TOTAL TAXES	52,214	63,623	62,000	73,036		68,750	
<u>INTEREST INCOME</u>							
306-54000 Interest Earnings	0	0	0	51		0	
TOTAL INTEREST INCOME	0	0	0	51		0	
<u>GRANTS</u>							
306-56000 Grant Revenue	0	0	0	0		0	
TOTAL GRANTS	0	0	0	0		0	
<u>MISCELLANEOUS REVENUE</u>							
306-57000 Miscellaneous Revenue	0	0	0	0		0	
TOTAL MISCELLANEOUS REVENUE	0	0	0	0		0	
<u>OTHER FINANCING SOURCES</u>							
306-58501 Debt Proceeds	0	0	0	0		0	
306-58510 Use of Fund Balance	0	0	11,132	0		0	
TOTAL OTHER FINANCING SOURCES	0	0	11,132	0		0	
<u>OTHER FINANCING SOURCES</u>							
306-59901 Transfer from GF	7,500	0	0	0		0	
306-59906 Transfer from W/S Fund	7,500	0	0	0		0	
TOTAL OTHER FINANCING SOURCES	15,000	0	0	0		0	
<u>TOTAL REVENUES</u>	67,214	63,623	73,132	73,088		68,750	

CITY OF SANSOM PARK
 PROPOSED BUDGET WORKSHEET
 AS OF: JULY 31ST, 2015

306-SANSOM PARK EDC
 NON-DEPARTMENTAL

(----- 2014-2015 -----) (----- 2015-2016 -----)

DEPARTMENTAL EXPENDITURES 2012-2013 2013-2014 CURRENT YEAR-TO-DATE REQUESTED PROPOSED

CONTRACTUAL & OTHER SRVC ACTUAL ACTUAL BUDGET ACTUAL BUDGET BUDGET

306-600-3402-00 Contract Labor 0 0 0 0 0 0

TOTAL CONTRACTUAL & OTHER SRVC 0 0 0 0 0 0

TOTAL NON-DEPARTMENTAL 0 0 0 0 0 0

TOTAL EXPENDITURES 81,276 63,794 73,132 60,670 68,750

REVENUE OVER/(UNDER) EXPENDITURES (14,062) (171) 0 12,418 0



City of Sansom Park Economic Development Corp.

Treasury Reports

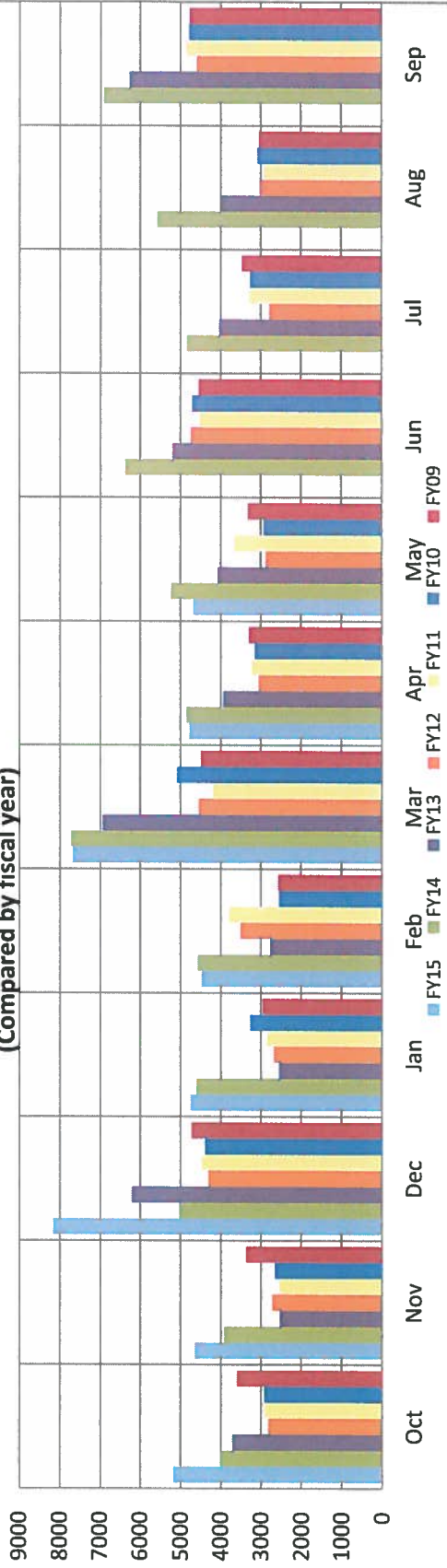
For the period ending July 29, 2015

EDC Bank Report

05/31/2015 Balance	\$	99,874.67
<i>Less Expenditures:</i>		
Check #1312 -VOID	\$	-
Check #1313 - Orasi (June)	\$	(3,333.33)
Check #1314 - Orasi (July)	\$	(3,333.33)
Check #1315 - Sansom Park (Mitchell Planning, Brown & Hofmeister)	\$	(465.00)
Check #1316 - Sansom Park (Brown & Hofmeister)	\$	(1,053.00)
<i>Add Deposits/Revenue:</i>		
April Sales Tax	\$	4,775.19
May Sales Tax	\$	4,680.50
Interest to Recognize	\$	2.06
07/29/2015 Balance	\$	101,147.76
<hr/>		
Interest YTD as of June	\$	43.35

EDC Sales Tax Comparison

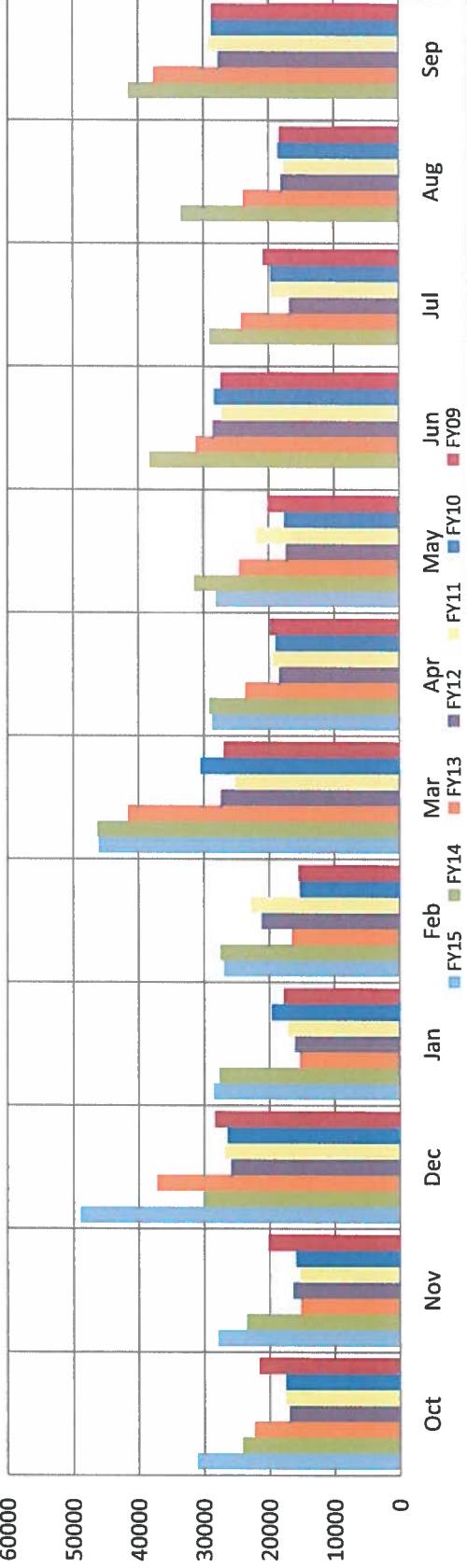
(Compared by fiscal year)



On July 10, 2015 the EDC received a sales tax payment of \$4,680.50. This represents a \$551.03 or a 10.53% decrease from the previous year period. Fiscal YTD sales tax payments equal \$44,358.18 compared to \$39,917.67 received during fiscal YTD 2014 representing a \$4,440.51 or a 11.12% increase in fiscal YTD sales tax receipts.

Fiscal Year	2015	2014	2013	2012	2011	2010	2009
Oct	5,183.75	4,018.47	3,716.00	2,822.80	2,914.80	2,907.27	3,595.64
Nov	4,642.53	3,910.68	2,537.69	2,728.81	2,548.22	2,654.00	3,368.41
Dec	8,168.83	5,009.30	6,205.89	4,305.35	4,475.09	4,385.91	4,723.97
Jan	4,744.59	4,601.60	2,554.28	2,678.23	2,847.44	3,259.15	2,959.00
Feb	4,469.31	4,566.27	2,762.11	3,510.81	3,794.49	2,547.57	2,581.67
Mar	7,693.48	7,729.51	6,947.24	4,549.50	4,190.20	5,082.32	4,490.42
Apr	4,775.19	4,850.31	3,935.43	3,053.02	3,233.79	3,147.43	3,294.91
May	4,680.50	5,231.53	4,073.00	2,878.99	3,668.97	2,921.64	3,320.27
Jun		6,374.92	5,195.28	4,744.00	4,524.34	4,707.66	4,544.06
Jul		4,835.94	4,032.00	2,792.36	3,297.32	3,269.33	3,472.68
Aug		5,567.51	3,978.60	3,005.22	2,951.02	3,081.30	3,047.86
Sep		6,926.67	6,276.46	4,600.35	4,865.48	4,780.85	4,776.82
Totals	44,358.18	63,622.71	52,213.97	41,669.42	43,311.16	42,744.42	44,175.70
		FY15	FY14	FY13	I/D		
		44,358.18	39,917.67		11.12%		

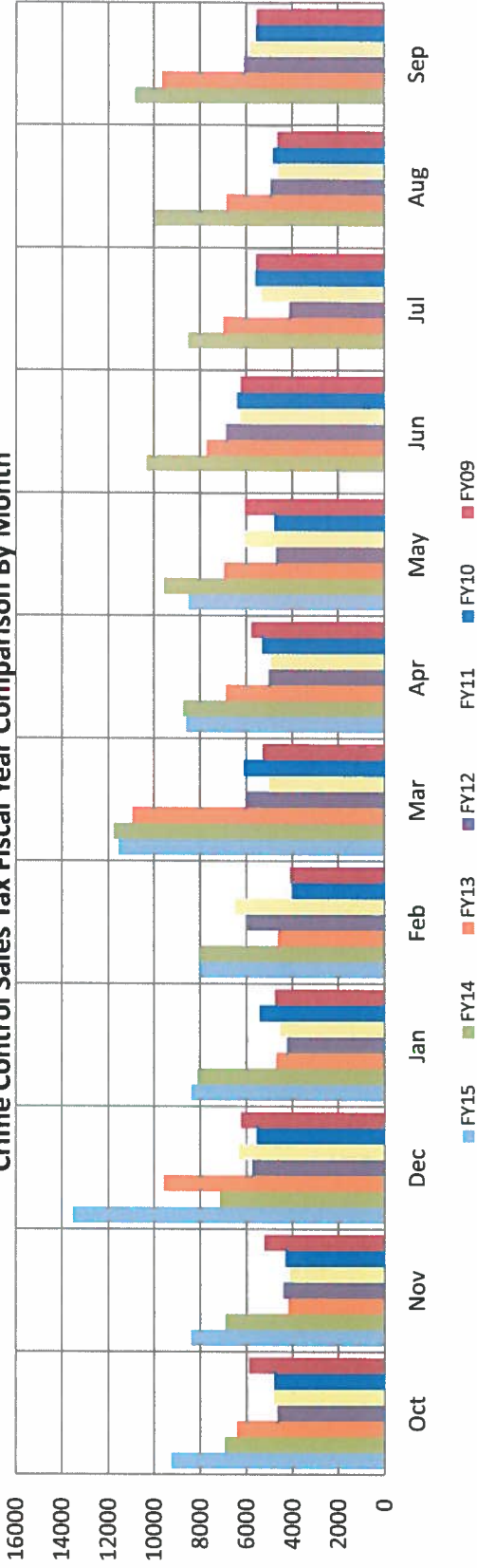
General Fund Sales Tax Fiscal Year Comparison (Includes EDC & Streets)



On **July 10, 2015** we received a sales tax payment of \$28,083.01. This represents a \$3,306.08 or a 10.53% **decrease** from the previous year period. Fiscal YTD sales tax payments equal \$266,149.14 compared to \$239,505.85 received during fiscal YTD 2014 representing a \$26,643.29 or a 11.12% **increase** in fiscal YTD sales tax receipts.

Fiscal Year	2015	2014	2013	2012	2011	2010	2009
Oct	31,102.52	24,110.79	22,295.98	16,936.79	17,488.80	17,443.64	21,573.82
Nov	27,855.17	23,464.09	15,226.15	16,372.88	15,289.30	15,924.00	20,210.45
Dec	49,012.98	30,055.77	37,235.34	25,832.07	26,850.55	26,315.45	28,343.83
Jan	28,467.56	27,609.59	15,325.69	16,069.36	17,084.62	19,554.87	17,754.02
Feb	26,815.87	27,397.61	16,572.65	21,064.83	22,766.93	15,285.40	15,490.01
Mar	46,160.90	46,377.03	41,683.45	27,297.02	25,141.22	30,493.89	26,942.54
Apr	28,651.13	29,101.88	23,612.60	18,318.12	19,402.75	18,884.57	19,769.45
May	28,083.01	31,389.09	24,438.00	17,273.91	22,013.82	17,529.84	19,921.63
Jun		38,249.51	31,171.70	28,463.98	27,146.03	28,245.98	27,264.36
Jul		29,015.65	24,191.98	16,754.17	19,783.36	19,615.95	20,836.05
Aug		33,405.06	23,871.57	18,031.29	17,706.11	18,487.81	18,287.15
Sep		41,560.02	37,658.73	27,602.10	29,192.88	28,685.11	28,660.91
Totals	268,164.14	381,736.09	313,283.84	250,016.52	259,866.37	256,466.51	265,054.22
	FY15	FY14	YTD I/D				
	266,149.14	239,505.85	11.12%				

Crime Control Sales Tax Fiscal Year Comparison By Month



On July 10, 2015 the CCPD received a sales tax payment of \$8,487.55. This represents a \$1,069.36 or a 11.19% decrease from the previous year period. Fiscal YTD sales tax payments equal \$76,164.82 compared to \$67,159.61 received during fiscal YTD 2014 representing a \$9,005.21 or a 13.41% increase in fiscal YTD sales tax receipts.

Fiscal Year	2015	2014	2013	2012	2011	2010	2009
Oct	9,252.71	6,925.62	6,413.59	4,663.79	4,821.71	4,803.97	5,894.92
Nov	8,385.99	6,902.65	4,189.29	4,398.94	4,117.54	4,309.82	5,222.84
Dec	13,526.00	7,139.20	9,584.72	5,759.77	6,331.19	5,540.80	6,240.38
Jan	8,373.89	8,107.56	4,714.64	4,239.00	4,525.45	5,429.30	4,770.51
Feb	7,988.90	8,030.30	4,640.59	5,961.07	6,499.03	3,980.41	4,100.57
Mar	11,550.97	11,772.40	10,944.29	6,033.42	5,018.55	6,101.14	5,275.83
Apr	8,598.81	8,724.97	6,890.38	5,024.26	4,940.13	5,307.93	5,779.98
May	8,487.55	9,556.91	6,966.97	4,711.85	6,083.67	4,780.21	6,071.96
Jun		10,338.00	7,718.25	6,855.98	6,272.71	6,394.51	6,236.43
Jul		8,523.37	6,993.61	4,138.53	5,356.97	5,594.96	5,572.65
Aug		9,953.90	6,857.28	4,948.70	4,624.02	4,831.51	4,649.32
Sep		10,838.59	9,653.71	6,093.85	5,849.90	5,576.51	5,558.32
Totals	76,164.82	106,813.47	85,567.32	62,829.16	64,440.87	62,651.07	65,373.71
		FY15	FY14	YTD I/D			
		76,164.82	67,159.61				13.41%