



SANSOM PARK ECONOMIC DEVELOPMENT CORPORATION
Regular Session Meeting Agenda
January 7, 2015 – 2:00 p.m.


Notice is hereby given of a Regular Meeting of the Sansom Park Economic Development Corporation to be held on Wednesday, January 7, 2015, at 2:00 p.m. in the City Council Chambers located within the building at Sansom Park City Hall, 5705 Azle Avenue, Sansom Park, Texas, 76114, for the purpose of considering the following agenda items:

1. **CALL TO ORDER AND GENERAL COMMENTS.**
2. **CONSIDER AND ACT ON THE MINUTES FROM THE NOVEMBER 5, 2014 MEETING.**
3. **CONSIDER PRESENTATION BY INTERESTED DEVELOPER ON AZLE AVENUE PROPERTY.**
4. **RECESS INTO EXECUTIVE SESSION:**
The Economic Development Corporation shall convene into Closed Session in accordance with Texas Government Code Section 551 to discuss the following:

§551.078 Deliberation Regarding Economic Development Negotiations.
5. **RECONVENE IN OPEN SESSION:**
The Economic Development Corporation shall reconvene in Open Session to take action on items discussed in Executive Session as necessary.
6. **CITY ADMINISTRATOR UPDATE.**
7. **CONSULTANT UPDATE.**
8. **NEXT MEETING SCHEDULED FOR FEBRUARY 4, 2015.**
9. **ADJOURNMENT.**

Certification

I hereby certify that the above notice was posted on the bulletin board, at the Sansom Park City Hall, 5705 Azle Avenue, Sansom Park, Texas, 76114, on Friday, January 2, 2015 and remained so posted at least 72 hours before said meeting was convened.



Mary Beth Thomas, City Secretary

Certification of Notice of Meeting was removed on _____, 2015 at _____ a.m./p.m. by _____.



The City of Sansom Park
4B Economic Development Corporation
Regularly Scheduled Meeting Minutes
November 5, 2014 – 2:00 p.m.

Economic Development Board Members Present:

Jim Barnett, Jr., President
Jack Thompson, Director
Coy Hart, Board Member
Kenny Russell, Board Member

Economic Development Board Members Absent:

Hector Lerma, Board Member
Crystal Harris, Board Member

Staff Present:

Greg Hutson, City Administrator
Ron Douglas, Director of Community Development
Mary Beth Thomas, City Secretary

1. CALL TO ORDER AND GENERAL COMMENTS

Jim Barnett, Jr., President, called the Regular Session meeting of the Sansom Park 4B Economic Development Corporation to order at 2:02 p.m. and announced a quorum present.

2. CONSIDER AND ACT ON THE MINUTES FROM THE SEPTEMBER 17, 2014 MEETING.

Board Member Hart made a motion to approve the minutes. Director Thompson seconded the motion.

Motion Carried – 4-0.

3. DISCUSS, CONSIDER AND ACT REGARDING IMPROVEMENTS TO EL PASEO.

Jack Thompson, Director, presented this item. Hector Lerma, owner of El Paseo, has requested financial help from the 4B Economic Development Corporation, with the improvements he has made to El Paseo. After discussion, Board Member Russell made a motion to pay Hector Lerma the amount of \$5,000.00 now, out of the current allocated budget, another payment of \$5,000.00 will be made after the City receives confirmation from the State Comptroller that the City will be receiving additional sales tax monies. The motion was seconded by Board Member Hart.

Motion Carried - 4-0

4. CITY ADMINISTRATOR UPDATE

Greg Hutson, City Administrator, presented his update.

5. CONSULTANT UPDATE

Jack Thompson, Director, presented his update.

6. NEXT MEETING SCHEDULED FOR DECEMBER 3, 2014

7. ADJOURN

The meeting adjourned at 2:37 p.m.

PASSED AND APPROVED ON THIS _____ DAY OF _____, 2014.

APPROVED:

Jim Barnett, Jr.,
President

ATTEST:

Mary Beth Thomas
City Secretary



City of Sansom Park Economic Development Corp.

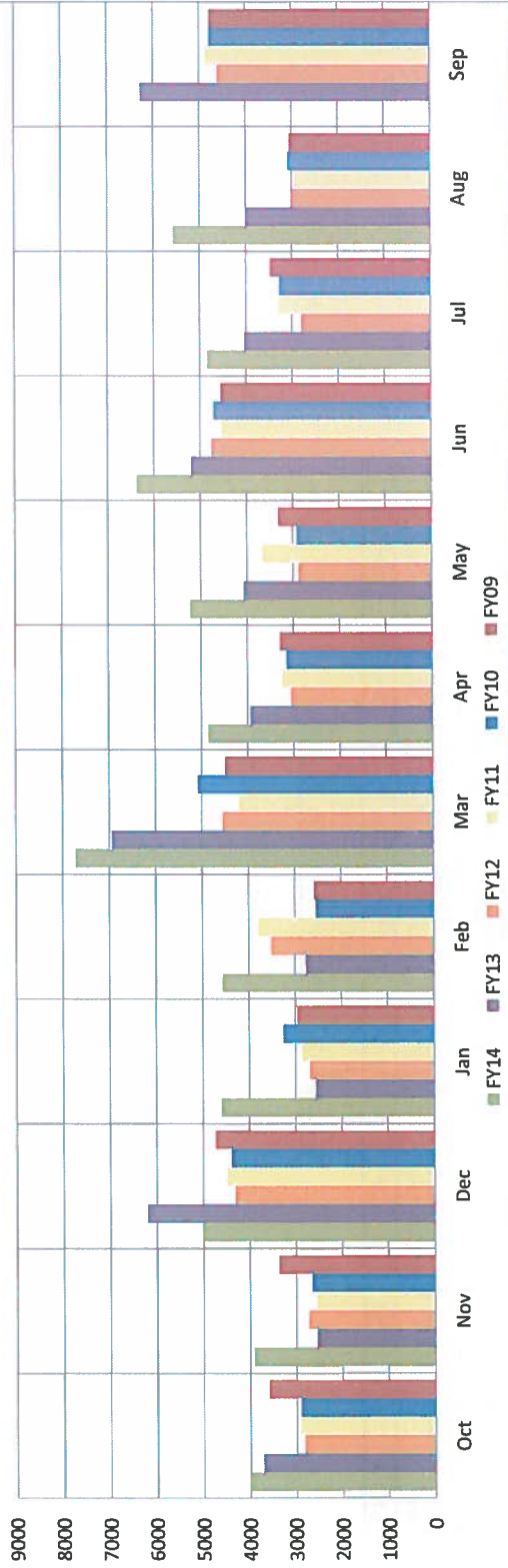
Treasury Reports

For the period ending December 31, 2014

EDC Bank Report

11/01/2014 Balance	\$	81,389.77
<i>Less Expenditures:</i>		
Check #1299 - Hector Lerna (El Paseo expansion)	\$	(5,000.00)
Check #1300 - Orasi -(November)	\$	(3,333.00)
Check #1301 - Orasi -(December)	\$	(3,333.00)
<i>Add Deposits/Revenue:</i>		
September Sales Tax		<u>6,926.67</u>
October Sales Tax		<u>5,183.75</u>
12/31/2014 Balance	\$	<u>76,650.44</u>

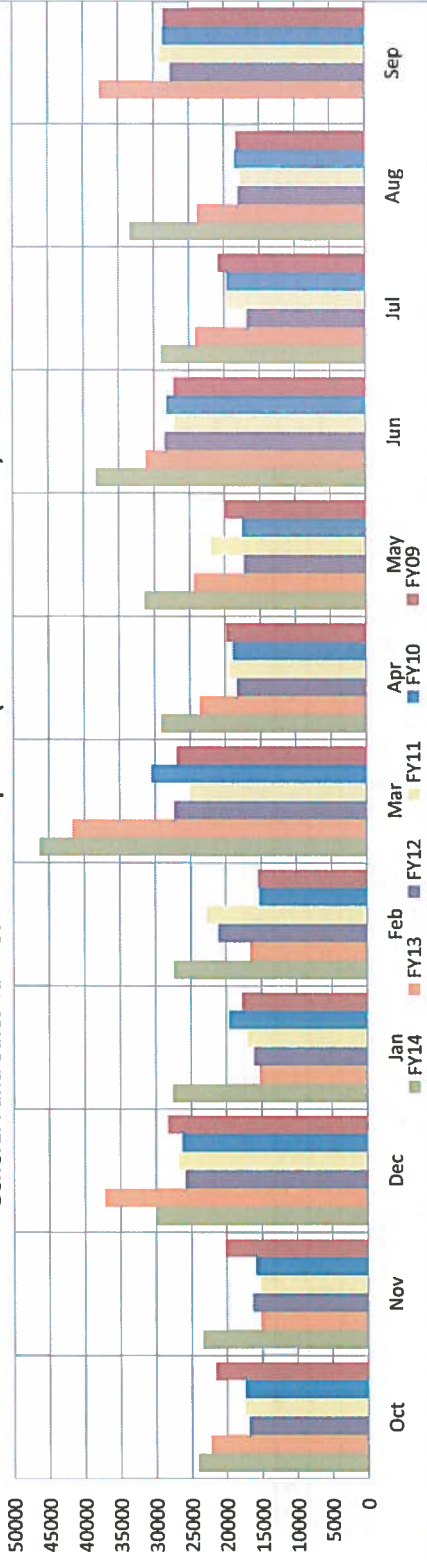
EDC Sales Tax Comparison (Compared by fiscal year)



On December 12, 2014 the EDC received a sales tax payment for October 2014. The EDC received \$5,183.75 compared to \$4,018.47 received for October 2013. This represents a \$1,165.28 or a 29.00% increase from the previous year period. Fiscal YTD sales tax payments equal \$5,183.75 compared to \$4,018.47 received during fiscal YTD 2014 representing a \$1,165.28 or a 29.00% increase in fiscal YTD sales tax receipts.

Fiscal Year	2015	2014	2013	2012	2011	2010	2009
Oct	5,183.75	4,018.47	3,716.00	2,822.80	2,914.80	2,907.27	3,595.64
Nov		3,910.68	2,537.69	2,728.81	2,548.22	2,654.00	3,368.41
Dec		5,009.30	6,205.89	4,305.35	4,475.09	4,385.91	4,723.97
Jan		4,601.60	2,554.28	2,678.23	2,847.44	3,259.15	2,959.00
Feb		4,566.27	2,762.11	3,510.81	3,794.49	2,547.57	2,581.67
Mar		7,729.51	6,947.24	4,549.50	4,190.20	5,082.32	4,490.42
Apr		4,850.31	3,935.43	3,053.02	3,233.79	3,147.43	3,294.91
May		5,231.53	4,073.00	2,878.99	3,668.97	2,921.64	3,320.27
Jun		6,374.92	5,195.28	4,744.00	4,524.34	4,707.66	4,544.06
Jul		4,835.94	4,032.00	2,792.36	3,297.32	3,269.33	3,472.68
Aug		5,567.51	3,978.60	3,005.22	2,951.02	3,081.30	3,047.86
Sep		6,926.67	6,276.46	4,600.35	4,865.48	4,780.85	4,776.82
Totals	5,183.75	63,622.71	52,213.97	41,669.42	43,311.16	42,744.42	44,175.70
		FY15	FY14	FY14	I/D		
		5,183.75	4,018.47	29.00%			

General Fund Sales Tax Fiscal Year Comparison (Includes EDC & Streets)



On December 12, 2014 we received a sales tax payment for October 2014. The City received \$31,102.52 compared to \$24,110.79 received for October 2013. This represents a \$6,991.73 or a 29.00% increase from the previous year period. Fiscal YTD sales tax payments equal \$31,102.52 compared to \$24,110.79 received during fiscal YTD 2014 representing a \$6,991.73 or a 29.00% increase in fiscal YTD sales tax receipts.

Crime Control Sales Tax Fiscal Year Comparison By Month



On December 12, 2014 the CCPD received a sales tax payment for October 2014. The CCPD received \$9,252.71 compared to \$6,925.62 received for October 2013. This represents a \$2,327.09 or a 33.60% increase from the previous year period. Fiscal YTD sales tax payments equal \$9,252.71 compared to \$6,925.62 received during fiscal YTD 2014 representing a \$2,327.09 or a 33.60% increase in fiscal YTD sales tax receipts.

Fiscal Year	2015	2014	2013	2012	2011	2010	2009
Oct	9,252.71	6,925.62	6,413.59	4,663.79	4,821.71	4,803.97	5,894.92
Nov		6,902.65	4,189.29	4,398.94	4,117.54	4,309.82	5,222.84
Dec		7,139.20	9,584.72	5,759.77	6,331.19	5,540.80	6,240.38
Jan		8,107.56	4,714.64	4,239.00	4,525.45	5,429.30	4,770.51
Feb		8,030.30	4,640.59	5,961.07	6,499.03	3,980.41	4,100.57
Mar		11,772.40	10,944.29	6,033.42	5,018.55	6,101.14	5,275.83
Apr		8,724.97	6,890.38	5,024.26	4,940.13	5,307.93	5,779.98
May		9,556.91	6,966.97	4,711.85	6,083.67	4,780.21	6,071.96
Jun		10,338.00	7,718.25	6,855.98	6,272.71	6,394.51	6,236.43
Jul		8,523.37	6,993.61	4,138.53	5,356.97	5,594.96	5,572.65
Aug		9,953.90	6,857.28	4,948.70	4,624.02	4,831.51	4,649.32
Sep		10,838.59	9,653.71	6,093.85	5,849.90	5,576.51	5,558.32
Totals	9,252.71	106,813.47	85,567.32	62,829.16	64,440.87	62,651.07	65,373.71
			FY15	FY14	YTD I/D		
			9,252.71	6,925.62	33.60%		