



**SANSOM PARK ECONOMIC DEVELOPMENT CORPORATION**  
**Regular Session Meeting Agenda**  
**February 11, 2015 – 2:00 p.m.**

Notice is hereby given of a Regular Meeting of the Sansom Park Economic Development Corporation to be held on Wednesday, February 11, 2015, at 2:00 p.m. in the City Council Chambers located within the building at Sansom Park City Hall, 5705 Azle Avenue, Sansom Park, Texas, 76114, for the purpose of considering the following agenda items:

1. **CALL TO ORDER AND GENERAL COMMENTS.**
2. **CONSIDER AND ACT ON THE MINUTES FROM THE JANUARY 7, 2015 MEETING.**
3. **STATUS UPDATE ON DEVELOPMENT OF PROPERTY ON AZLE AVENUE.**
4. **RECESS INTO EXECUTIVE SESSION:**  
The Economic Development Corporation shall convene into Closed Session in accordance with Texas Government Code Section 551 to discuss the following:  

*§551.078 Deliberation Regarding Economic Development Negotiations.*
5. **RECONVENE IN OPEN SESSION:**  
The Economic Development Corporation shall reconvene in Open Session to take action on items discussed in Executive Session as necessary.
6. **CITY ADMINISTRATOR UPDATE.**
7. **CONSULTANT UPDATE.**
8. **NEXT MEETING SCHEDULED FOR MARCH 4, 2015.**
9. **ADJOURNMENT.**

**Certification**

I hereby certify that the above notice was posted on the bulletin board, at the Sansom Park City Hall, 5705 Azle Avenue, Sansom Park, Texas, 76114, on Friday, February 6, 2015 and remained so posted at least 72 hours before said meeting was convened.

  
Mary Beth Thomas, City Secretary

Certification of Notice of Meeting was removed on \_\_\_\_\_, 2015 at \_\_\_\_\_ a.m./p.m. by \_\_\_\_\_.



**The City of Sansom Park  
4B Economic Development Corporation  
Regularly Scheduled Meeting Minutes  
January 7, 2015 – 2:00 p.m.**

**Economic Development Board Members Present:**

Jim Barnett, Jr., President  
Jack Thompson, Director  
Coy Hart, Board Member  
Kenny Russell, Board Member  
Crystal Harris, Board Member  
Hector Lerna, Board Member (arrived at 2:11 p.m.)

**Economic Development Board Members Absent:**

**Staff Present:**

Greg Hutson, City Administrator  
Ron Douglas, Director of Community Development  
Mary Beth Thomas, City Secretary

**1. CALL TO ORDER AND GENERAL COMMENTS**

Jim Barnett, Jr., President, called the Regular Session meeting of the Sansom Park 4B Economic Development Corporation to order at 2:03 p.m. and announced a quorum present.

**2. CONSIDER AND ACT ON THE MINUTES FROM THE NOVEMBER 5, 2014 MEETING.**

Board Member Hart made a motion to approve the minutes. Board Member Harris seconded the motion.

***Motion Carried – 5-0.***

**3. CONSIDER PRESENTATION BY INTERESTED DEVELOPER ON AZLE AVENUE PROPERTY.**

Jack Thompson, Director, presented this item. Jehad Meshmesh, developer, discussed with Board Members his ideas for developing property on Azle Avenue.

**4. RECESS INTO EXECUTIVE SESSION**

The Economic Development Corporation recessed and convened an Executive Session at 2:27 p.m.

**5. RECONVENE IN OPEN SESSION**

The Economic Development Corporation adjourned the Executive Session and reconvened into Regular Session at 2: 50 p.m.

No action was taken as a result of the Executive Session.

**6. CITY ADMINISTRATOR UPDATE**

Greg Hutson, City Administrator, presented his update.

**7. CONSULTANT UPDATE**

Jack Thompson, Director, presented his update.

**8. NEXT MEETING SCHEDULED FOR FEBRUARY 4, 2015.**

**9. ADJOURN**

*The meeting adjourned at 3:04 p.m.*

**PASSED AND APPROVED ON THIS \_\_\_\_\_ DAY OF \_\_\_\_\_, 2015.**

**APPROVED:**

---

Jim Barnett, Jr.,  
President

**ATTEST:**

---

Mary Beth Thomas  
City Secretary



*City of Sansom Park Economic Development Corp.*

**Treasury Reports**

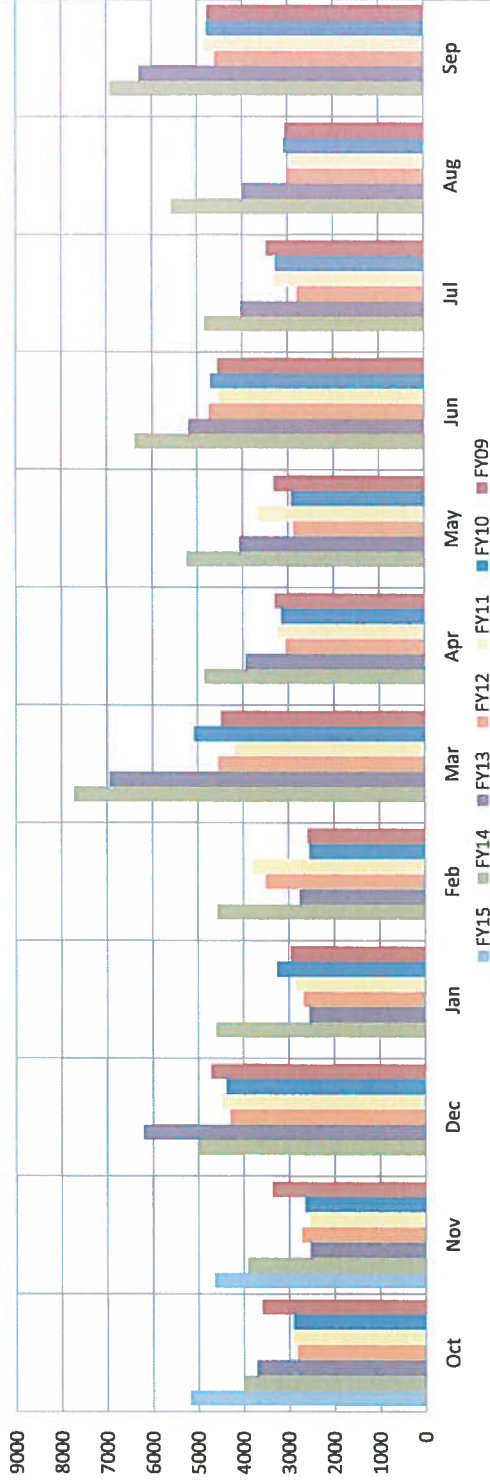
**For the period ending January 31, 2015**

## EDC Bank Report

<b>01/01/2015 Balance</b>	\$	<b>76,650.44</b>
<i>Less Expenditures:</i>		
Check #1302 - Hector Lerna (El Paseo expansion)	\$	(5,000.00)
Check #1303 - Orasi -(January)	\$	(3,033.00)
Check #1304 - Orasi -(January)	\$	(300.00)
<i>Add Deposits/Revenue:</i>		
November Sales Tax		<u>20,826.77</u>
<b>01/31/2015 Balance</b>	\$	<b><u>89,144.21</u></b>

## EDC Sales Tax Comparison

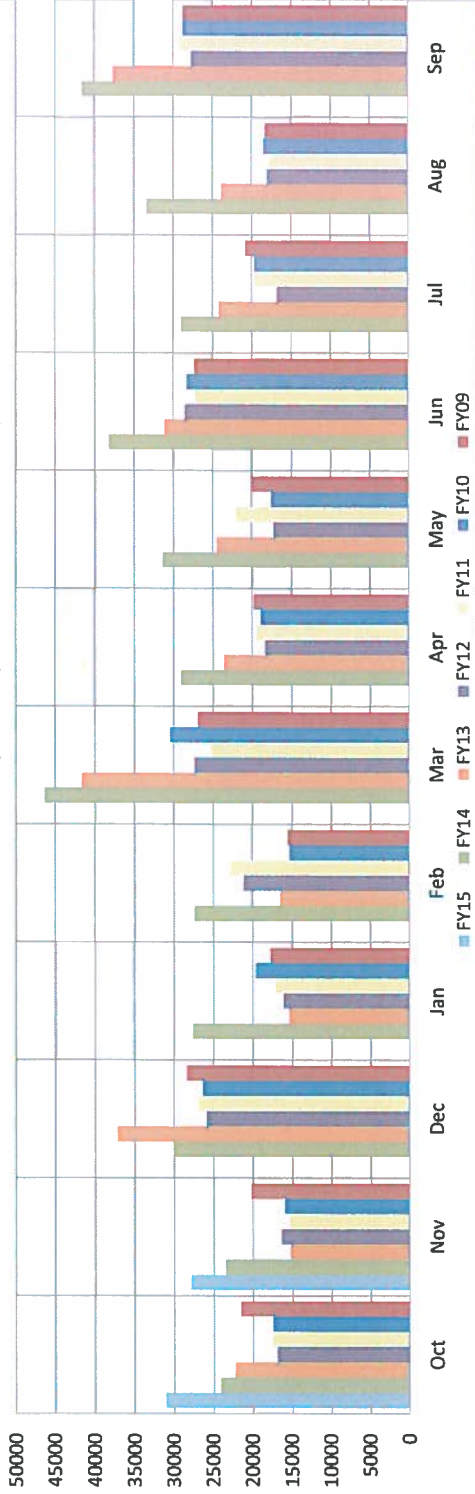
(Compared by fiscal year)



On January 9, 2015 the EDC received a sales tax payment of \$20,826.27. Of that amount, an estimated \$4,642.53 represents EDC sales tax for November 2014. This represents a \$731.85 or a 18.72% increase from the previous year period. Fiscal YTD sales tax payments equal \$9,826.28 compared to \$7,929.15 received during fiscal YTD 2014 representing a \$1,897.13 or a 23.93% increase in fiscal YTD sales tax receipts.

Fiscal Year	2015	2014	2013	2012	2011	2010	2009
Oct	5,183.75	4,018.47	3,716.00	2,822.80	2,914.80	2,907.27	3,595.64
Nov	4,642.53	3,910.68	2,537.69	2,728.81	2,548.22	2,654.00	3,368.41
Dec		5,009.30	6,205.89	4,305.35	4,475.09	4,385.91	4,723.97
Jan		4,601.60	2,554.28	2,678.23	2,847.44	3,259.15	2,959.00
Feb		4,566.27	2,762.11	3,510.81	3,794.49	2,547.57	2,581.67
Mar		7,729.51	6,947.24	4,549.50	4,190.20	5,082.32	4,490.42
Apr		4,850.31	3,935.43	3,053.02	3,233.79	3,147.43	3,294.91
May		5,231.53	4,073.00	2,878.99	3,668.97	2,921.64	3,320.27
Jun		6,374.92	5,195.28	4,744.00	4,524.34	4,707.66	4,544.06
Jul		4,835.94	4,032.00	2,792.36	3,297.32	3,269.33	3,472.68
Aug		5,567.51	3,978.60	3,005.22	2,951.02	3,081.30	3,047.86
Sep		6,926.67	6,276.46	4,600.35	4,865.48	4,780.85	4,776.82
<b>Totals</b>	<b>9,826.28</b>	<b>63,622.71</b>	<b>52,213.97</b>	<b>41,669.42</b>	<b>43,311.16</b>	<b>42,744.42</b>	<b>44,175.70</b>
		<b>FY15</b>	<b>FY14</b>	<b>FY14</b>	<b>I/D</b>		
		9,826.28	7,929.15		23.93%		

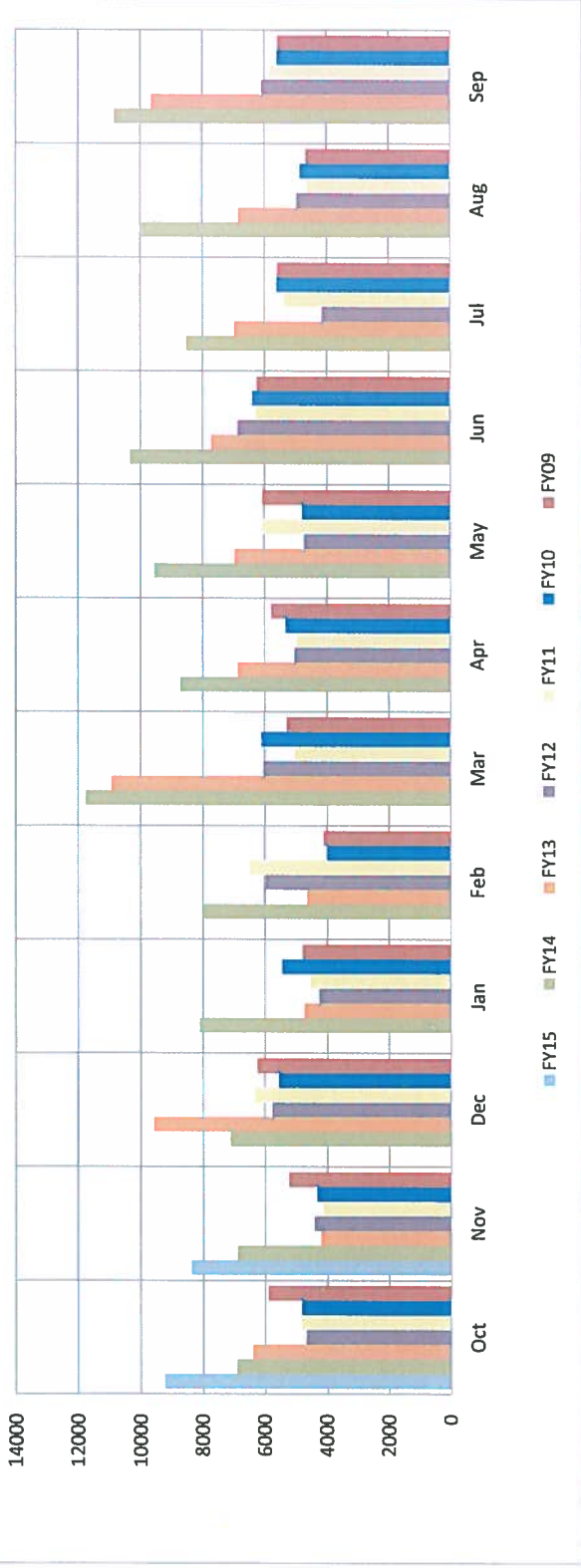
General Fund Sales Tax Fiscal Year Comparison (Includes EDC & Streets)



On January 9, 2015 we received a sales tax payment of \$124,957.60. Of that amount, an estimated amount of \$27,855.17 represents City sales tax for November 2014. This represents a \$4,391.08 or a 18.72% increase from the previous year period. Fiscal YTD sales tax payments equal \$58,957.69 compared to \$47,574.88 received during fiscal YTD 2014 representing a \$11,082.80 or a 23.93% increase in fiscal YTD sales tax receipts.

Fiscal Year	2015	2014	2013	2012	2011	2010	2009
Oct	31,102.52	24,110.79	22,295.98	16,936.79	17,488.80	17,443.64	21,573.82
Nov	27,855.17	23,464.09	15,226.15	16,372.88	15,289.30	15,924.00	20,210.45
Dec		30,055.77	37,235.34	25,832.07	26,850.55	26,315.45	28,343.83
Jan		27,609.59	15,325.69	16,069.36	17,084.62	19,554.87	17,754.02
Feb		27,397.61	16,572.65	21,064.83	22,766.93	15,285.40	15,490.01
Mar		46,377.03	41,683.45	27,297.02	25,141.22	30,493.89	26,942.54
Apr		29,101.88	23,612.60	18,318.12	19,402.75	18,884.57	19,769.45
May		31,389.09	24,438.00	17,273.91	22,013.82	17,529.84	19,921.63
Jun		38,249.51	31,171.70	28,463.98	27,146.03	28,245.98	27,264.36
Jul		29,015.65	24,191.98	16,754.17	19,783.36	19,615.95	20,836.05
Aug		33,405.06	23,871.57	18,031.29	17,706.11	18,487.81	18,287.15
Sep		41,560.02	37,658.73	27,602.10	29,192.88	28,685.11	28,660.91
<b>Totals</b>	<b>60,972.69</b>	<b>381,736.09</b>	<b>313,283.84</b>	<b>250,016.52</b>	<b>259,866.37</b>	<b>256,466.51</b>	<b>265,054.22</b>
		<b>FY15</b>	<b>FY14</b>	<b>YTD I/D</b>			
		58,957.69	47,574.88	23.93%			

Crime Control Sales Tax Fiscal Year Comparison By Month



On January 9, 2015 we received a sales tax payment of \$40,743.65. Of that amount, an estimated amount of \$8,385.99 represents CCPD sales tax for November 2014. This represents a \$1,483.34 or a 21.49% increase from the previous year period. Fiscal YTD sales tax payments equal \$17,638.70 compared to \$13,828.27 received during fiscal YTD 2014 representing a \$3,810.43 or a 27.56% increase in fiscal YTD sales tax receipts.

Fiscal Year	2015	2014	2013	2012	2011	2010	2009
Oct	9,252.71	6,925.62	6,413.59	4,663.79	4,821.71	4,803.97	5,894.92
Nov	8,385.99	6,902.65	4,189.29	4,398.94	4,117.54	4,309.82	5,222.84
Dec		7,139.20	9,584.72	5,759.77	6,331.19	5,540.80	6,240.38
Jan		8,107.56	4,714.64	4,239.00	4,525.45	5,429.30	4,770.51
Feb		8,030.30	4,640.59	5,961.07	6,499.03	3,980.41	4,100.57
Mar		11,772.40	10,944.29	6,033.42	5,018.55	6,101.14	5,275.83
Apr		8,724.97	6,890.38	5,024.26	4,940.13	5,307.93	5,779.98
May		9,556.91	6,966.97	4,711.85	6,083.67	4,780.21	6,071.96
Jun		10,338.00	7,718.25	6,855.98	6,272.71	6,394.51	6,236.43
Jul		8,523.37	6,993.61	4,138.53	5,356.97	5,594.96	5,572.65
Aug		9,953.90	6,857.28	4,948.70	4,624.02	4,831.51	4,649.32
Sep		10,838.59	9,653.71	6,093.85	5,849.90	5,576.51	5,558.32
<b>Totals</b>	<b>17,638.70</b>	<b>106,813.47</b>	<b>85,567.32</b>	<b>62,829.16</b>	<b>64,440.87</b>	<b>62,651.07</b>	<b>65,373.71</b>
		<b>FY15</b>	<b>FY14</b>	<b>YTD I/D</b>			
		17,638.70	13,828.27	27.56%			