



Economic Development Corporation
Regular Session
Agenda Packet
December 2, 2015



SANSOM PARK
ECONOMIC DEVELOPMENT CORPORATION
Regular Session – 2:00 p.m.
Wednesday, December 2, 2015

Notice is hereby given of a Regular Meeting of the Sansom Park Economic Development Corporation to be held on Wednesday, December 2, 2015, at 2:00 p.m. in the City Council Chambers located within the building at Sansom Park City Hall, 5705 Azle Avenue, Sansom Park, Texas, 76114, for the purpose of considering the following agenda items:

1. Call Meeting to Order / Roll Call and General Comments
2. Discuss and consider approval of the Minutes from the September 2, 2015 Meeting, as presented.
3. Discuss and consider authorizing the EDC Board President, Jim Barnett, Jr. or his designee to execute any and all documents related to the sale and closing of the property known as 5103 Azle Ave with Sarah Services/Josefina Meshmesh.
4. Discuss and consider approving any requests of the Economic Development Corporation Board by Republic Title regarding their Commitment for Title Insurance documents, Commitment No. 1003-168912-RTT for the property known as 5103 Azle Ave with Sarah Services/Joesfina Meshmesh.
5. Discuss and consider approval of incentives regarding Lieu's Vietnamese Restaurant.
6. City Administrator Update
7. Consultant Update

ADJOURNMENT

Certification:

I hereby certify that the above notice was posted on the bulletin board, at the Sansom Park City Hall, 5705 Azle Avenue, Sansom Park, Texas, 76114, on _____, _____, 2015 _____ am/pm and remained so posted at least 72 hours before said meeting was convened. **NOTICE:** Sansom Park City Hall is wheelchair accessible and special parking is available on the North side of the building. Persons with disabilities who plan to attend this meeting and who may need auxiliary aids or services are requested to contact the City Secretary's Office a minimum of 24 hours before the meeting and every effort will be made to provide reasonable accommodations.

Wendy Blocker, City Secretary

Certification of Notice of Meeting was removed on _____, 2015 at _____ a.m./p.m. by _____

**CITY OF SANSOM PARK
ECONOMIC DEVELOPMENT CORPORATION
Regular Called Session
December 2, 2015
2:00 P.M.**

ATTENDANCE SHEET

Jim Barnett, Jr., President	_____
Jack Thompson, Director	_____
Hector Lerma, Member	_____
Coy Hart, Member	_____
Crystal Harris, Member	_____
Glenda Drexel, Member	_____
Kenny Russell, Member	_____

Staff:

Greg Hutson, City Administrator	_____
Wendy Blocker, City Secretary	_____
Ron Douglas, Community Development	_____

the 1990s, the number of people in the world who are under 15 years of age is expected to increase from 1.1 billion to 1.5 billion (United Nations 1998).

There are a number of reasons why the number of children in the world is increasing. One of the main reasons is that the number of children who are surviving to adulthood is increasing. This is due to a number of factors, including improved medical care, better nutrition, and a decrease in child mortality.

Another reason why the number of children in the world is increasing is that the number of children who are being born is increasing. This is due to a number of factors, including a decrease in the age at which women are having children, and an increase in the number of children who are being born to women who are already having children.

There are a number of challenges that are associated with the increasing number of children in the world. One of the main challenges is that there are not enough resources to care for all of the children. This is particularly true in developing countries, where there is a lack of access to education, healthcare, and other basic services.

Another challenge is that there are not enough jobs for all of the children. This is particularly true in developing countries, where there is a high level of unemployment. This can lead to children being forced to work, which can be harmful to their health and development.

There are a number of ways that we can address these challenges. One way is to improve access to education, healthcare, and other basic services. Another way is to create more jobs for children. This can be done by supporting small businesses and providing training and education for children.

It is important that we take action to address these challenges. If we do not, the number of children in the world who are living in poverty and suffering from lack of access to basic services will continue to increase. This is a global problem that requires a global solution.

There are a number of organizations that are working to address these challenges. One of the most well-known is UNICEF. UNICEF is a United Nations agency that is dedicated to the health, education, and protection of children. There are also many other organizations, both government and non-government, that are working to improve the lives of children.

It is our responsibility as a global community to ensure that all children have the opportunity to live a healthy and happy life. This requires that we work together to address the challenges that are facing children around the world. We must ensure that every child has access to education, healthcare, and other basic services. We must also ensure that there are enough jobs for all children. Only then can we ensure that the future is bright for all children.

The number of children in the world is increasing, and this is a global problem that requires a global solution. We must take action to address the challenges that are facing children around the world. We must ensure that every child has access to education, healthcare, and other basic services. We must also ensure that there are enough jobs for all children. Only then can we ensure that the future is bright for all children.

There are a number of ways that we can address these challenges. One way is to improve access to education, healthcare, and other basic services. Another way is to create more jobs for children. This can be done by supporting small businesses and providing training and education for children.

It is important that we take action to address these challenges. If we do not, the number of children in the world who are living in poverty and suffering from lack of access to basic services will continue to increase. This is a global problem that requires a global solution.

There are a number of organizations that are working to address these challenges. One of the most well-known is UNICEF. UNICEF is a United Nations agency that is dedicated to the health, education, and protection of children. There are also many other organizations, both government and non-government, that are working to improve the lives of children.



**The City of Sansom Park
4B Economic Development Corporation
Regular Session Minutes
September 2, 2015 – 2:00 p.m.**

Economic Development Board Members Present:

Jim Barnett, Jr., President
Jack Thompson, Director
Hector Lerma, Board Member
Glenda Drexel, Board Member

Economic Development Board Members Absent:

Coy Hart, Board Member
Crystal Harris, Board Member
Kenny Russell, Board Member

Staff Present:

Greg Hutson, City Administrator
Mary Beth Thomas, Interim City Secretary

1. CALL TO ORDER AND GENERAL COMMENTS

Jim Barnett, Jr., President, called the Economic Development Corporation Board meeting to order at 2:00 p.m. and announced a quorum present.

2. CONSIDER AND ACT ON THE MINUTES FROM THE AUGUST 5, 2015 MEETING.

President Barnett, Jr. made a motion to approve the minutes. Board Member Lerma seconded the motion.

Motion Carried – 4-0.

3. DISCUSS ENTRY WAY (BEVERLY HILLS) LANDSCAPING AND IMPROVEMENTS.

Jack Thompson, Director, presented this item. After discussion, President Barnett, Jr. made a motion to create an expenditure of \$25,000 for landscaping and improvements to the entry way sign in the EDC budget for FY 2015-2016. The motion was seconded by Board Member Drexel.

Motion Carried – 4-0.

4. DISCUSS, CONSIDER AND TAKE ACTION ON SALES TAX REPORTING AND ANALYSIS SOFTWARE.

Jack Thompson, Director, presented this item. After discussion, President Barnett, Jr. made a motion to create an expenditure of \$600.00 for the software in the EDC budget for FY 2015-2016. The motion was seconded by Board Member Lerma.

Motion Carried – 4-0

5. CITY ADMINISTRATOR UPDATE

Greg Hutson, City Administrator, presented his update.

6. CONSULTANT UPDATE

Jack Thompson, Director, presented his update.

7. NEXT MEETING SCHEDULED FOR OCTOBER 7, 2015.

8. ADJOURN

The meeting adjourned at 2:44 p.m.

PASSED AND APPROVED ON THIS _____ DAY OF _____, 2015.

APPROVED:

Jim Barnett, Jr.,
President

ATTEST:

~~Mary Beth Thomas~~ Wendy Blocker
Interim City Secretary



City of Sansom Park Economic Development Corp.

Treasury Reports

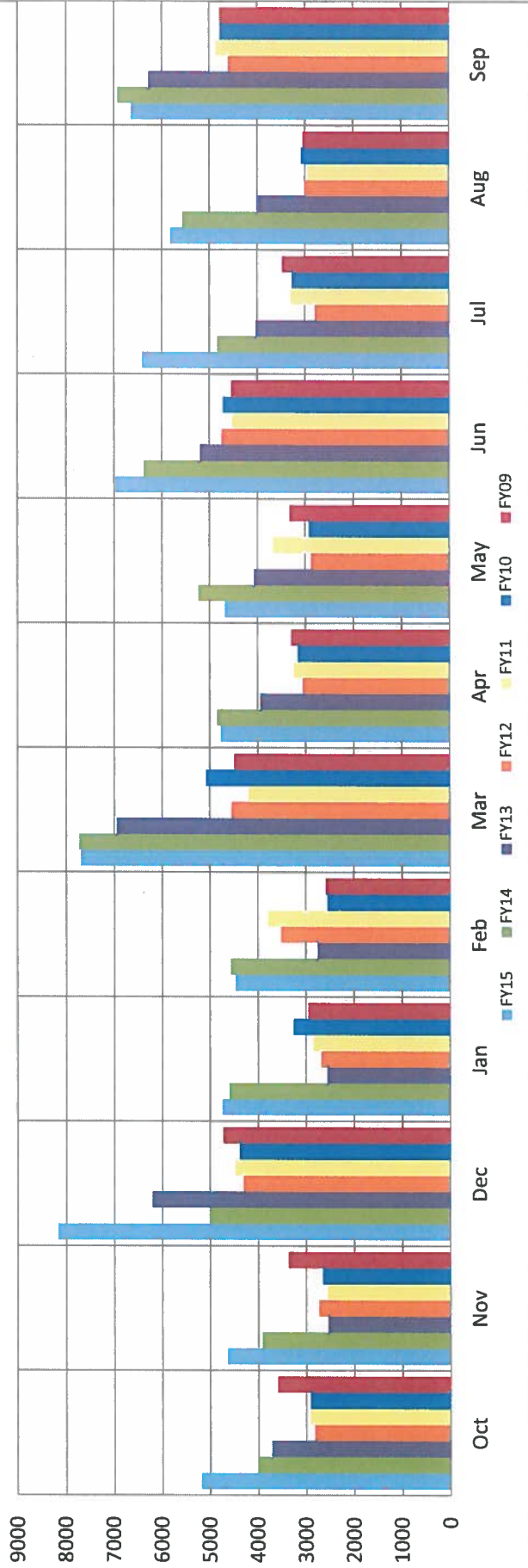
For the period ending November, 2015

EDC Bank Report

08/31/2015 Balance	\$	104,802.05
<i>Less Expenditures:</i>		
Check #1318 - Orasi (september)	\$	(3,333.33)
Check #1319 - City of Sansom Park (attorney fees)	\$	(403.75)
Check #1320 - City of Sansom Park (roadway landscaping)	\$	(403.75)
Check #1321 - Eight20 Consulting (sales tax reporting annual subscription)	\$	(600.00)
Check #1322 - Eight20 Consulting (FY15 sales tax audit)	\$	(5,664.00)
Check #1323 - American National (East entryway property payment)	\$	(10,094.88)
Check #1324 - Orasi (October)	\$	(3,333.33)
Check #1325 - Ron Wright (5103 Azle property taxes)	\$	(71,826.25)
Check #1326 - Republic Title (5103 Azle closing)	\$	(2,500.00)
Check #1327 - Orasi (November)	\$	(3,333.33)
Check #1328 - City of Sansom Park (attorney fees)	\$	(750.00)
Check #1329 - City of Sansom Park (attorney fees)	\$	(146.25)
<i>Add Deposits/Revenue:</i>		
July Sales Tax	\$	6,414.98
August Sales Tax	\$	5,818.42
September Sales Tax	\$	6,648.69
5103 Azle Ave (property taxes)	\$	72,000.00
5103 Azle Ave (closing)	\$	2,500.00
August Interest	\$	9.48
September Interest	\$	10.13
October Interest	\$	12.23
11/30/2015 Balance	\$	95,804.75
Interest YTD as of October	\$	85.00

EDC Sales Tax Comparison

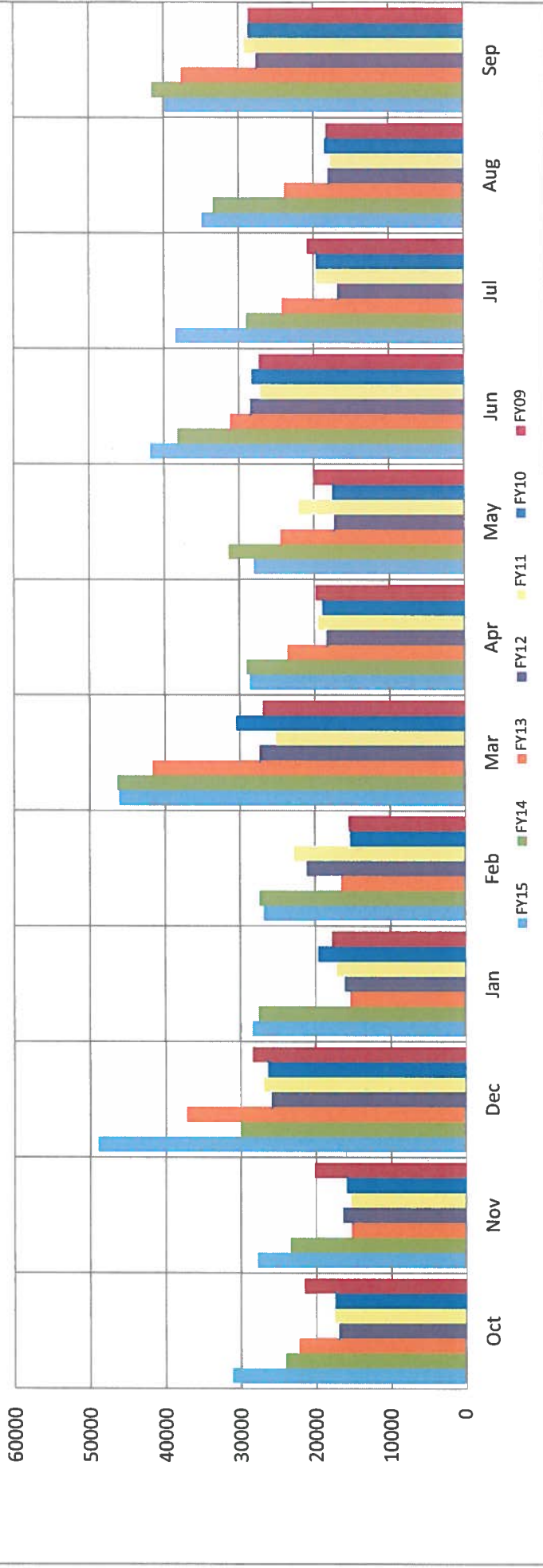
(Compared by fiscal year)



On **November 6, 2015** the EDC received a sales tax payment of \$6,648.69. This represents a \$277.98 or a 4.01% **decrease** from the previous year period. Fiscal YTD sales tax payments equal \$70,218.41 compared to \$63,622.71 received during fiscal YTD 2014 representing a \$6,595.70 or a 10.37% **increase** in fiscal YTD sales tax receipts.

Fiscal Year	2015	2014	2013	2012	2011	2010	2009
Oct	5,183.75	4,018.47	3,716.00	2,822.80	2,914.80	2,907.27	3,595.64
Nov	4,642.53	3,910.68	2,537.69	2,728.81	2,548.22	2,654.00	3,368.41
Dec	8,168.83	5,009.30	6,205.89	4,305.35	4,475.09	4,385.91	4,723.97
Jan	4,744.59	4,601.60	2,554.28	2,678.23	2,847.44	3,259.15	2,959.00
Feb	4,469.31	4,566.27	2,762.11	3,510.81	3,794.49	2,547.57	2,581.67
Mar	7,693.48	7,729.51	6,947.24	4,549.50	4,190.20	5,082.32	4,490.42
Apr	4,775.19	4,850.31	3,935.43	3,053.02	3,233.79	3,147.43	3,294.91
May	4,680.50	5,231.53	4,073.00	2,878.99	3,668.97	2,921.64	3,320.27
Jun	6,978.14	6,374.92	5,195.28	4,744.00	4,524.34	4,707.66	4,544.06
Jul	6,414.98	4,835.94	4,032.00	2,792.36	3,297.32	3,269.33	3,472.68
Aug	5,818.42	5,567.51	3,978.60	3,005.22	2,951.02	3,081.30	3,047.86
Sep	6,648.69	6,926.67	6,276.46	4,600.35	4,865.48	4,780.85	4,776.82
Totals	70,218.41	63,622.71	52,213.97	41,669.42	43,311.16	42,744.42	44,175.70
			FY15	FY14	I/D		
			70,218.41	63,622.71	10.37%		

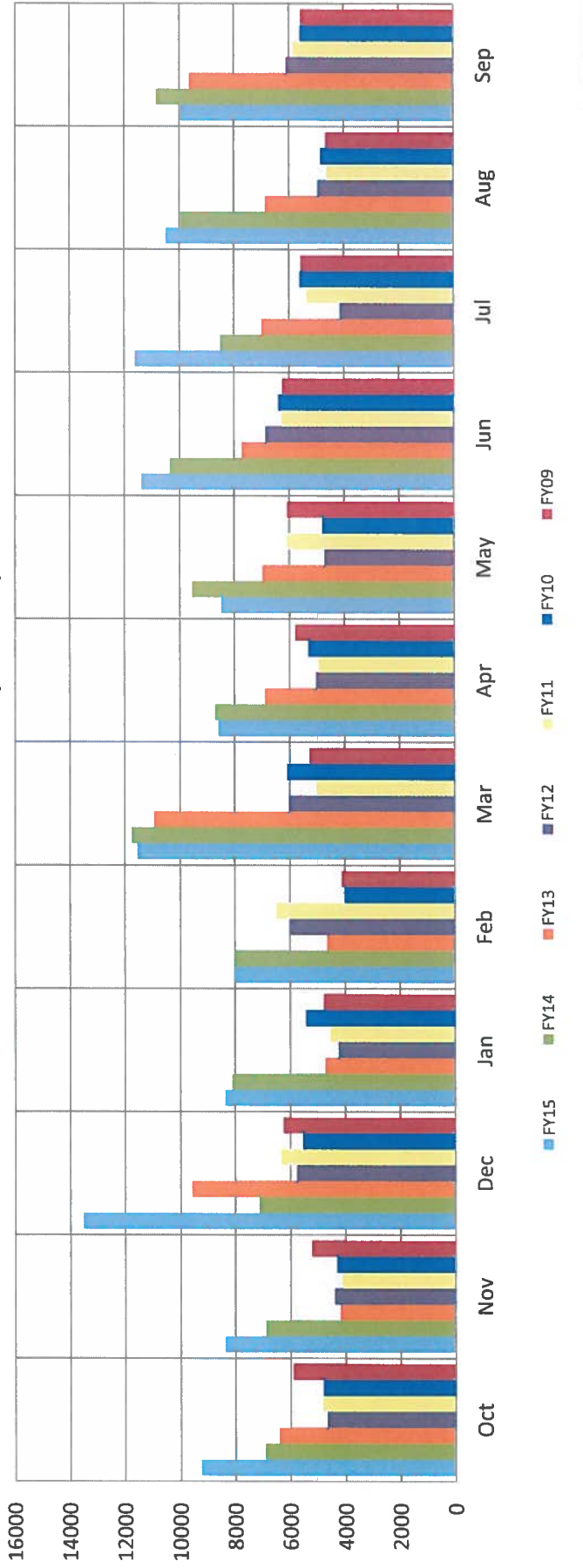
General Fund Sales Tax Fiscal Year Comparison (Includes EDC & Streets)



On **November 6, 2015** we received a sales tax payment of \$39,892.14. This represents a \$1,667.88 or a 4.01% decrease from the previous year period. Fiscal YTD sales tax payments equal \$421,310.54 compared to \$381,736.09 received during fiscal YTD 2014 representing a \$39,574.45 or a 10.37% increase in fiscal YTD sales tax receipts.

Fiscal Year	2015	2014	2013	2012	2011	2010	2009
Oct	31,102.52	24,110.79	22,295.98	16,936.79	17,488.80	17,443.64	21,573.82
Nov	27,855.17	23,464.09	15,226.15	16,372.88	15,289.30	15,924.00	20,210.45
Dec	49,012.98	30,055.77	37,235.34	25,832.07	26,850.55	26,315.45	28,343.83
Jan	28,467.56	27,609.59	15,325.69	16,069.36	17,084.62	19,554.87	17,754.02
Feb	26,815.87	27,397.61	16,572.65	21,064.83	22,766.93	15,285.40	15,490.01
Mar	46,160.90	46,377.03	41,683.45	27,297.02	25,141.22	30,493.89	26,942.54
Apr	28,651.13	29,101.88	23,612.60	18,318.12	19,402.75	18,884.57	19,769.45
May	28,083.01	31,389.09	24,438.00	17,273.91	22,013.82	17,529.84	19,921.63
Jun	41,868.83	38,249.51	31,171.70	28,463.98	27,146.03	28,245.98	27,264.36
Jul	38,489.89	29,015.65	24,191.98	16,754.17	19,783.36	19,615.95	20,836.05
Aug	34,910.54	33,405.06	23,871.57	18,031.29	17,706.11	18,487.81	18,287.15
Sep	39,892.14	41,560.02	37,658.73	27,602.10	29,192.88	28,685.11	28,660.91
Totals	421,310.54	381,736.09	313,283.84	250,016.52	259,866.37	256,466.51	265,054.22
			FY15	FY14	YTD I/D		
			421,310.54	381,736.09	10.37%		

Crime Control Sales Tax Fiscal Year Comparison By Month



On **November 6, 2015** the CCPD received a sales tax payment of \$9,974.37. This represents a \$864.22 or a 7.97% decrease from the previous year period. Fiscal YTD sales tax payments equal \$119,641.97 compared to \$106,813.47 received during fiscal YTD 2014 representing a \$12,828.50 or a 12.01% increase in fiscal YTD sales tax receipts.

Fiscal Year	2015	2014	2013	2012	2011	2010	2009
Oct	9,252.71	6,925.62	6,413.59	4,663.79	4,821.71	4,803.97	5,894.92
Nov	8,385.99	6,902.65	4,189.29	4,398.94	4,117.54	4,309.82	5,222.84
Dec	13,526.00	7,139.20	9,584.72	5,759.77	6,331.19	5,540.80	6,240.38
Jan	8,373.89	8,107.56	4,714.64	4,239.00	4,525.45	5,429.30	4,770.51
Feb	7,988.90	8,030.30	4,640.59	5,961.07	6,499.03	3,980.41	4,100.57
Mar	11,550.97	11,772.40	10,944.29	6,033.42	5,018.55	6,101.14	5,275.83
Apr	8,598.81	8,724.97	6,890.38	5,024.26	4,940.13	5,307.93	5,779.98
May	8,487.55	9,556.91	6,966.97	4,711.85	6,083.67	4,780.21	6,071.96
Jun	11,386.80	10,338.00	7,718.25	6,855.98	6,272.71	6,394.51	6,236.43
Jul	11,622.45	8,523.37	6,993.61	4,138.53	5,356.97	5,594.96	5,572.65
Aug	10,493.53	9,953.90	6,857.28	4,948.70	4,624.02	4,831.51	4,649.32
Sep	9,974.37	10,838.59	9,653.71	6,093.85	5,849.90	5,576.51	5,558.32
Totals	119,641.97	106,813.47	85,567.32	62,829.16	64,440.87	62,651.07	65,373.71
			FY15	FY14	YTD I/D		
			119,641.97	106,813.47	12.01%		